

APP4STUDENTS

YOUR NEW DIGITAL PLANNER



ACCESSING YOUR DIGITAL PLANNER



Digital Diary

THE APP4STUDENTS CAN BE ACCESSED THROUGH THE FOLLOWING:

- STUDENT INTRANET -

[HTTPS://QEDU.SHAREPOINT.COM/SITES/2104/STUDENT](https://qedu.sharepoint.com/sites/2104/student)

- READCLOUD APP

- WEBSITE - [HTTPS://BRISBANEBAYSIDESC.APP4.WS/](https://brisbanebaysidesc.app4.ws/)

LOGGING INTO THE DIGITAL PLANNER

- The following log in page will appear in your web browser (internet explorer, google chrome, Microsoft edge, safari)

4 app Students

Brisbane Bayside State College

Brisbane Bayside State College

Please provide your Student, Teacher, Parent or Admin credentials.

User ID Remember Me

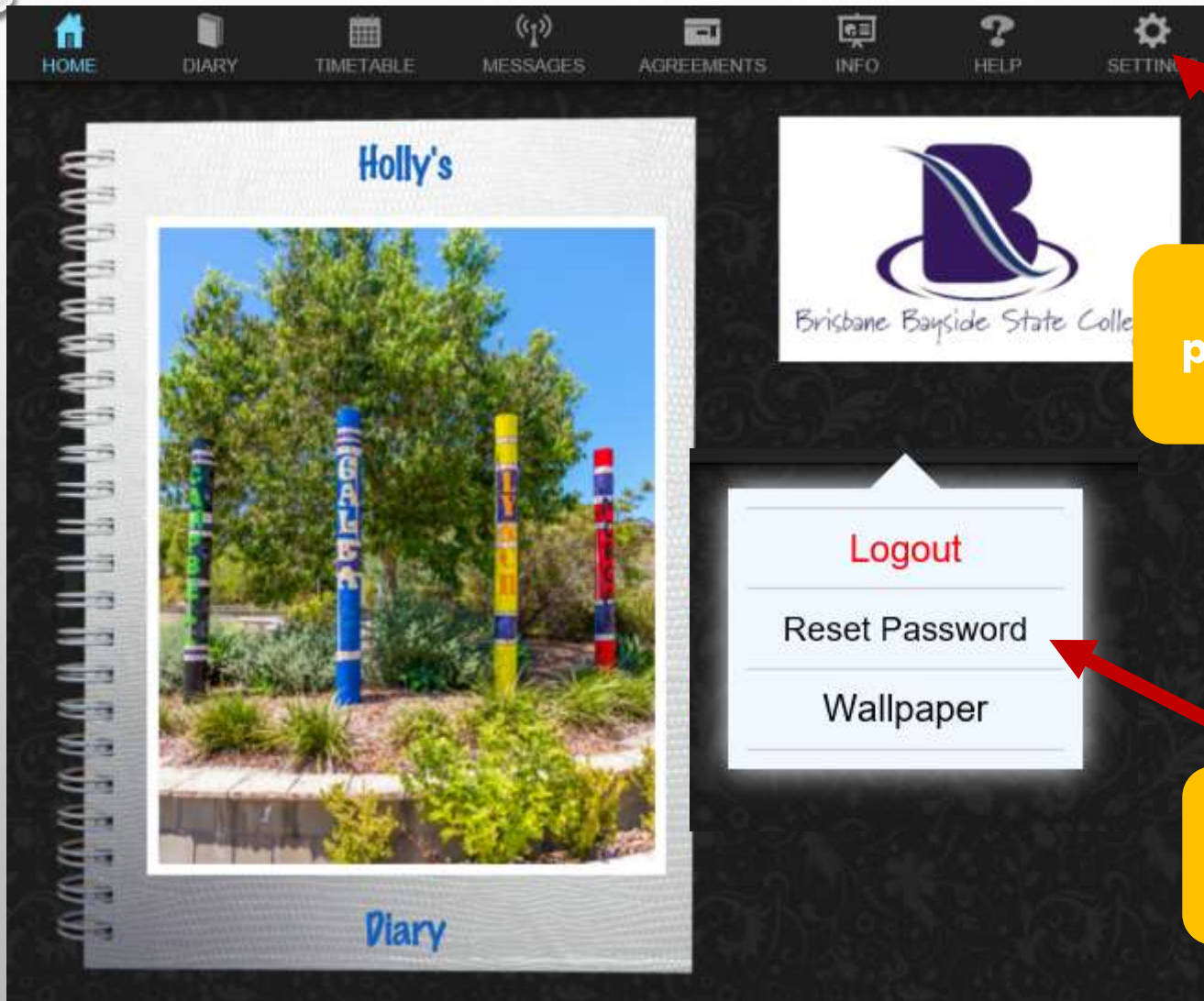
Password Show Password

Log In [Reset Password](#)

Type your EQ email address here
jsmit16@eq.edu.au

Use the password
bayside2020

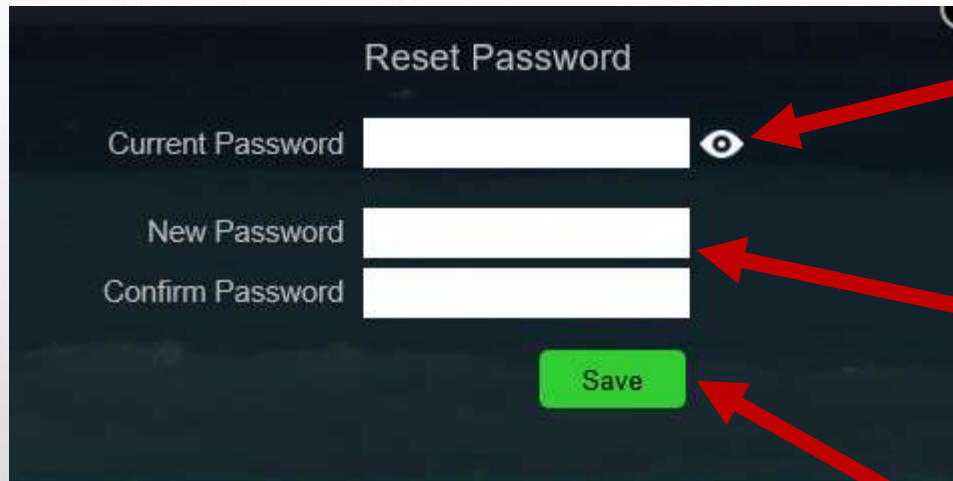
CHANGING YOUR PASSWORD



To change your password click on settings

Click on Reset Password

CHANGING YOUR PASSWORD



The screenshot shows a dark-themed 'Reset Password' form. It contains three white input fields labeled 'Current Password', 'New Password', and 'Confirm Password'. To the right of the 'Current Password' field is an eye icon. Below the input fields is a green 'Save' button. Red arrows point from the yellow callout boxes to the eye icon, the 'New Password' field, and the 'Save' button.

Enter your Current Password

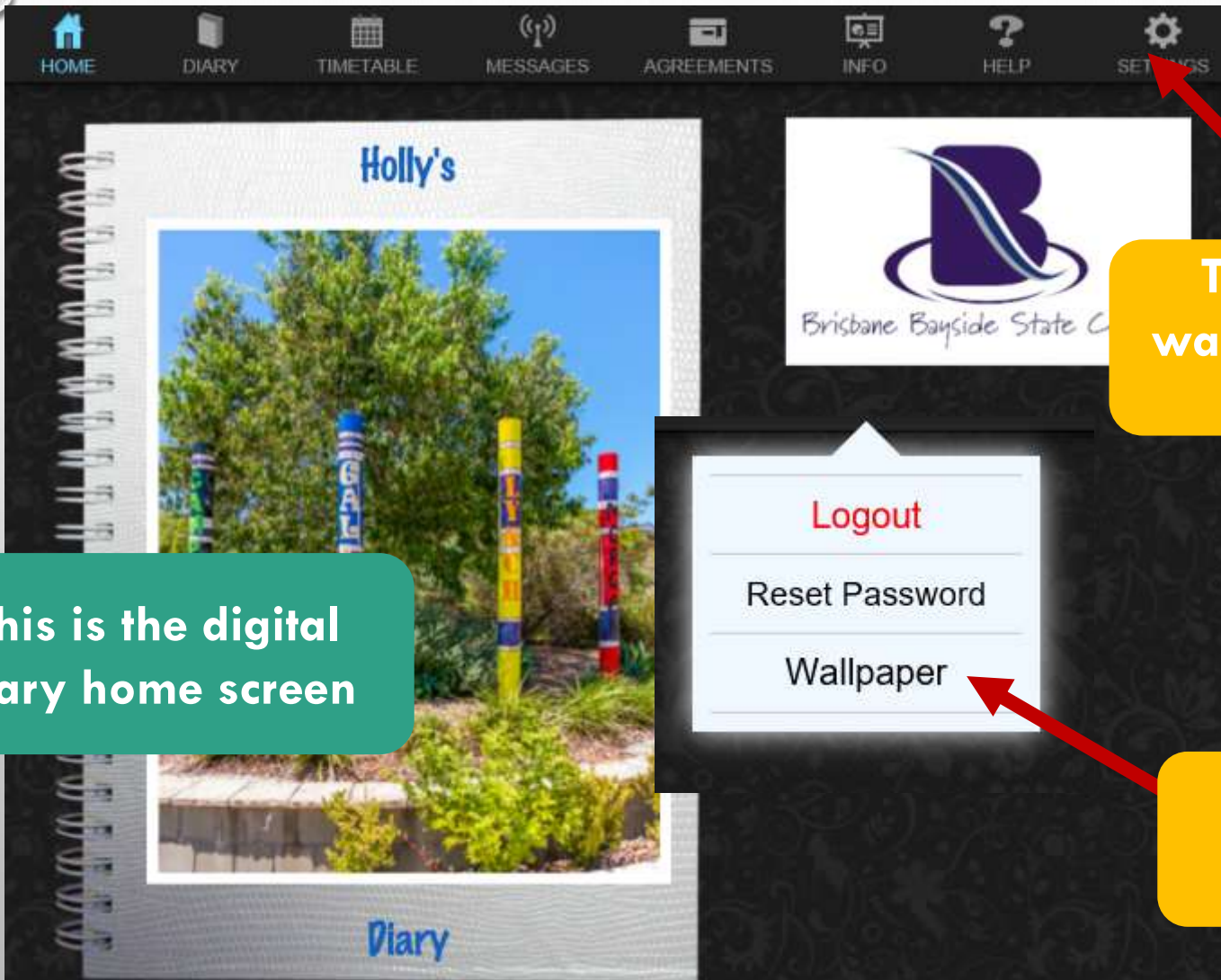
Enter your New Password and Re-enter it to Confirm

Click on Save

If you cannot remember your Password do one of the following:

- Select 'Reset Password' from Logon Screen
 - a generic password will be emailed to you
- Email ReadCloud@brisbanebaysidesc
 - Your password can be retrieved or the password is reset to the default – [bayside2020](#)

PERSONALISING YOUR DIARY

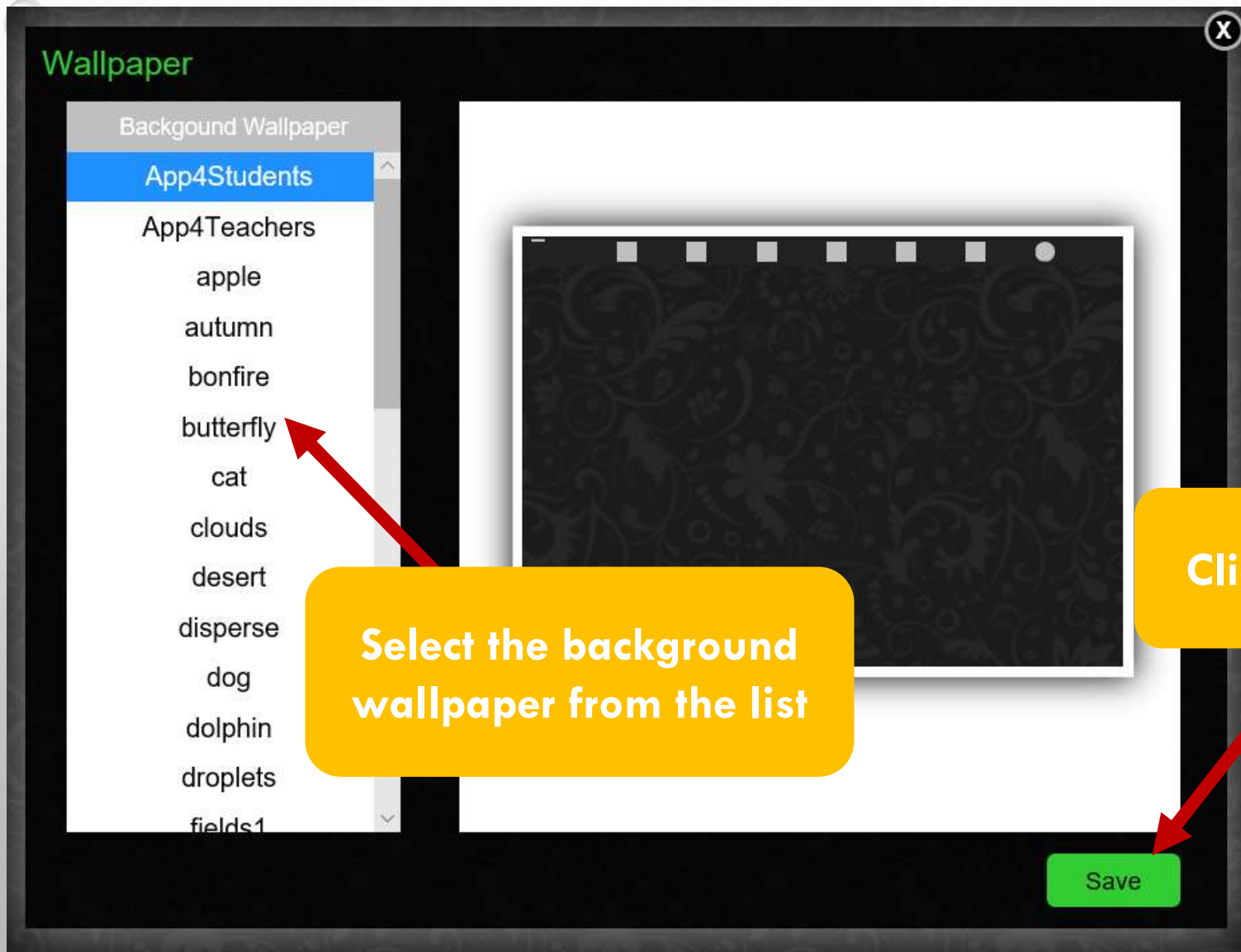


To change the wallpaper click on settings

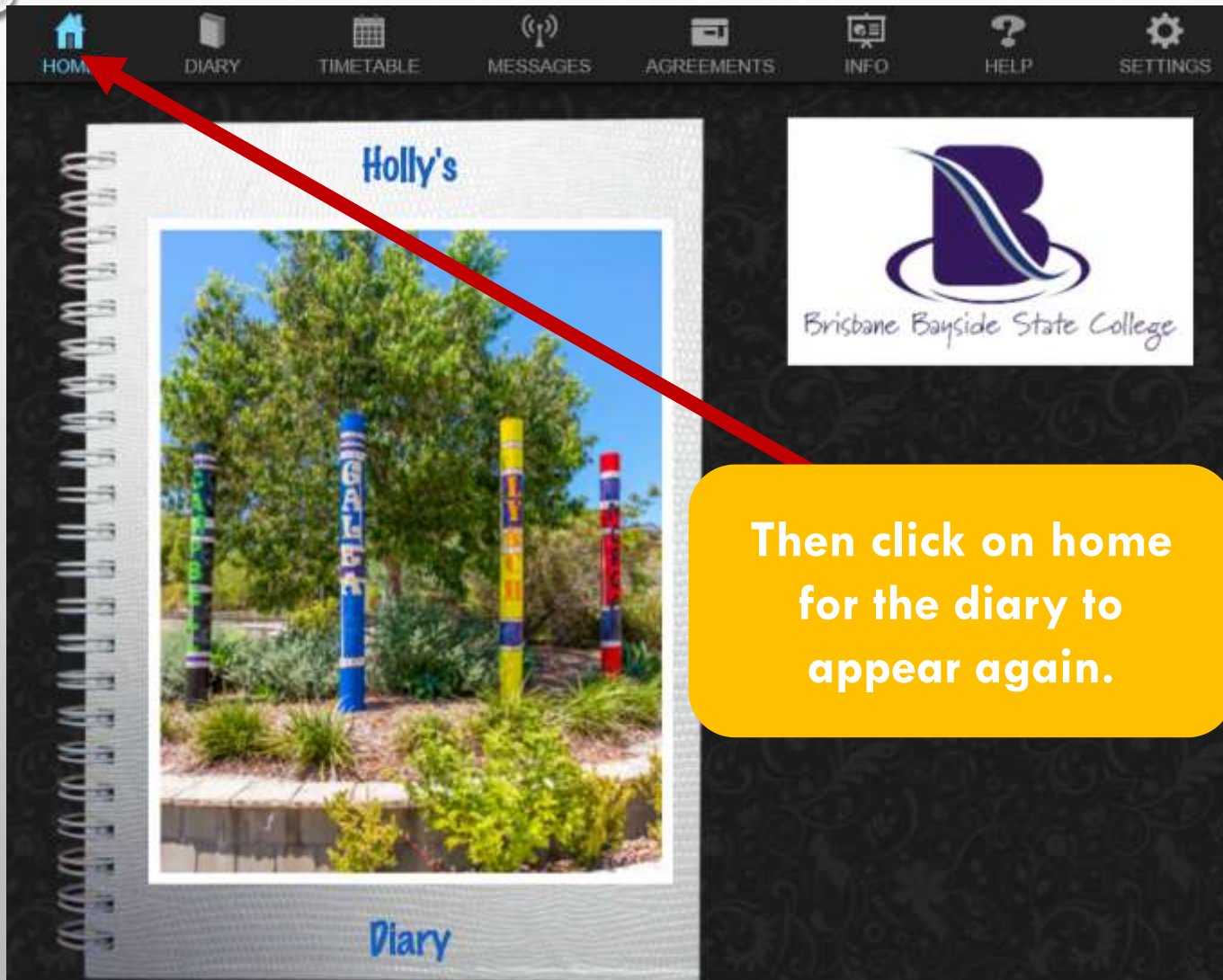
This is the digital diary home screen

Click on Wallpaper

PERSONALISING YOUR DIARY



PERSONALISING YOUR DIARY



**Then click on home
for the diary to
appear again.**

PERSONALISING YOUR DIARY



To change the image and name that appears on the diary cover click on about me.

PERSONALISING YOUR DIARY

Make sure you choose appropriate names as these are visible to teachers and your parents / guardians

About Me



Personal | Parents

Holly Robertson

Class 12B

House Galea

Tutor Group

Note These values are visible to Teachers and Parents

Preferred Name Holly

Birthday March 2nd

eMail hrobe113@eq.edu.au

Cancel

Save

Type in your changes

Then click save

PERSONALISING YOUR DIARY

About Me



Change

Personal Parents

Holly Robertson

Class 12B

House Galea

Tutor Group

Preferred Name Holly

Birthday March 2nd

eMail hrobe113@eq.edu.au



Click on the x when you are finished.

A file window will open. Find the image on your computer that you wish to use and double click.